



AB BANK 1ST MUTUAL FUND
Statement of Financial Position (Un-Audited)
As at March 31, 2017

	Amount in Taka	
	31-Mar-17	30-Jun-16
ASSETS		
Investment at Fair Value	2,124,182,833	1,738,081,045
Dividend Receivable	2,038,866	1,810,993
Interest Receivables	30,962,159	37,964,080
Advance, Deposit & Prepayments	2,699,667	4,791,266
Other Receivable	45,120,425	16,471,126
Cash & cash Equivalents	428,046,080	482,239,254
Preliminary & Issue Expenses	23,821,556	27,519,741
	2,656,871,586	2,308,877,505
LIABILITIES		
Accounts Payable	7,997,623	13,867,928
	7,997,623	13,867,928
NET ASSETS	2,648,873,964	2,295,009,577
OWNERS' EQUITY		
Capital Fund	2,085,706,490	1,967,392,510
Unit Premium	128,429,756	109,026,260
Unrealized Gain	360,816,694	66,733,276
Retained Earnings	73,921,024	151,857,531
	2,648,873,964	2,295,009,577
Net Assets Value (NAV)		
At Market (Fair Value)	2,648,873,964	2,295,009,577
At Cost	2,288,057,270	2,228,276,301
Net Assets Value (NAV) per unit:		
At Market (Fair Value)	12.70	11.67
At Cost	10.97	11.33

On behalf of AB Bank 1st Mutual Fund:


Member, Trustee
Bangladesh General Insurance Co. Ltd.


CEO & Managing Director
Bangladesh RACE Management, PCL


Member, Trustee
Bangladesh General Insurance Co. Ltd.


Chief of Operations
Bangladesh RACE Management, PCL

Dhaka,
Date: April 30, 2017





Chief Compliance Officer
Bangladesh RACE Management, PCL


AB BANK 1ST MUTUAL FUND

Statement of Profit or Loss & other Comprehensive Income (Un-Audited)
For the period from July 01, 2016 to March 31, 2017


	Amount in Taka			
	July 01, 2016 to March 31, 2017	July 01, 2015 to March 31, 2016	Jan. 01, 2017 to March 31, 2017	Jan. 01, 2016 to March 31, 2016
<u>INCOME</u>				
Interest Income	47,957,999	54,699,345	16,109,804	15,978,944
Net Income on sale of Mkt. securities	15,634,618	34,467,789	13,734,332	2,948,447
Income from dividend	26,370,396	14,805,500	4,125,507	2,813,701
Other Income	-	21,429	-	-
	89,963,014	103,994,064	33,969,642	21,741,092
<u>EXPENSES</u>				
Management Fees	20,452,884	19,627,548	6,755,627	6,527,273
Amortization of Prel. & Issue Exp.	3,698,184	3,713,411	1,213,576	1,228,803
Annual Listing Fees	3,184,232	2,660,044	865,625	719,925
Trustee Fees	1,718,889	1,571,604	589,738	539,860
Custodian Fees	593,358	668,379	229,326	143,946
CDBL Charges	222,539	339,484	73,585	75,757
Bank Charges	53,898	79,496	395	2,868
Other Expenses	258,060	334,630	91,424	198,800
	30,182,045	28,994,595	9,819,297	9,437,231
Profit for the period	59,780,969	74,999,470	24,150,345	12,303,861
Market Risk Reserve (Provision)/Write Back	-	-	-	-
Net Profit for the period	59,780,969	74,999,470	24,150,345	12,303,861
Earnings Per Unit (EPU)	0.29	0.36	0.12	0.06

On behalf of AB Bank 1st Mutual Fund:


Member, Trustee
Bangladesh General Insurance Co. Ltd.


Member, Trustee
Bangladesh General Insurance Co. Ltd.


CEO & Managing Director
Bangladesh RACE Management, PCL


Chief of Operations
Bangladesh RACE Management, PCL





Chief Compliance Officer
Bangladesh RACE Management, PCL

Dhaka,
Date: April 30, 2017


AB BANK 1ST MUTUAL FUND
Statement of Changes in Equity (Un -Audited)
For the period ended March 31, 2017

Particular	Amount in Taka				
	Unit Capital Fund	Unit Premium	Unrealized Gain	Retained Earnings	Total Equity
Balance at June 30, 2016	1,967,392,510	109,026,260	66,733,276	151,857,531	2,295,009,577
Profit during the year	-	-	-	59,780,969	59,780,969
Dividend (Re-investment)	118,313,980	19,403,496	-	(137,717,476)	-
Unrealized gain	-	-	294,083,418	-	294,083,418
Balance as at March 31, 2017	2,085,706,490	128,429,756	360,816,694	73,921,024	2,648,873,964

On behalf of AB Bank 1st Mutual Fund:


Member, Trustee
Bangladesh General Insurance Co. Ltd.


CEO & Managing Director
Bangladesh RACE Management, PCL


Member, Trustee
Bangladesh General Insurance Co. Ltd.


Chief of Operations
Bangladesh RACE Management, PCL

Dhaka,
Date: April 30, 2017





Chief Compliance Officer
Bangladesh RACE Management, PCL


AB BANK 1ST MUTUAL FUND
Statement of Cash Flows (Un-Audited)
For the period from July 01, 2016 to March 31, 2017

Cash flows from operating activities:	July 01, 2016 to March 31, 2017	July 01, 2015 to March 31, 2016
Interest Income	54,959,920	48,864,108
Dividend Income	26,142,524	21,333,208
Net income on sale of Mkt. securities	15,634,619	34,467,790
Other income	-	21,429
Operating expenses	(30,262,566)	(29,905,049)
Net cash from operating activities (A)	66,474,497	74,781,486
Cash flows from investing activities:		
Net Investment in securities	(120,667,671)	(264,484,969)
Net cash used in investing activities (B)	(120,667,671)	(264,484,969)
Cash flows from financing activities:		
Capital contribution	-	-
Net cash from financing activities (C)	-	-
Net increase/(decrease) (D = A+B+C)	(54,193,173)	(189,703,483)
Opening cash and cash equivalents (E)	482,239,254	644,750,463
Closing cash and cash equivalents (F = D+E)	428,046,080	455,046,980
Net Operating Cash Flow Per Unit (NOCFPU)	0.32	0.36

On behalf of AB Bank 1st Mutual Fund:


Member, Trustee
Bangladesh General Insurance Co. Ltd.


CEO & Managing Director
Bangladesh RACE Management, PCL


Member, Trustee
Bangladesh General Insurance Co. Ltd.


Chief of Operations
Bangladesh RACE Management, PCL

Dhaka,
Date: April 30, 2017




Chief Compliance Officer
Bangladesh RACE Management, PCL